



## Important Information Regarding ‘Sharing Requests’

***Please note that all sharing requests will be considered but are not guaranteed***



There are two types of apartments at Corrib Village – apartments with shared bathroom facilities and apartments with ensuite bathroom facilities. The following table outlines the room types within each.

Apartments with Ensuite Bathroom Facilities	Apartments with Shared Bathroom Facilities
1 Double Room (accommodates one), Ensuite	1 Double Room (accommodates one), Shared Bathroom
1 Single Room, Ensuite	1 or 2 Single Rooms, Shared Bathroom
1 Double Room, Shared Ensuite*	1 Twin Room (accommodates two), Shared Bathroom
1 Single Room, Shared Ensuite*	

\*A ‘Shared Ensuite’ is an ensuite bathroom shared between two people.




### Sharing Request **DON'TS**

Individuals who wish to request a share should take note of the following:

-  You cannot book different apartment types to each other.
-  You cannot book the same room type as each other where only one of that room type exists within a particular apartment type. For example:
  - You cannot both book a double room, shared bathroom.
  - You cannot both book a single room, ensuite.
  - You cannot choose a mix of 1 single room, shared bathroom and 1 single room, ensuite.

### Sharing Request **DOS**

Individuals who wish to request a share should take note of the following:

-  You can request to share having booked 1 single room, ensuite and 1 double room, ensuite.
-  You can request to share having booked 1 single room, shared ensuite and 1 single room, ensuite.
-  You can request to share having booked 2 single rooms with shared bathroom facilities.

## How to Make a Sharing Request

All students wishing to complete a sharing request which meets the room type requirement can do so by logging onto the [student portal](#). Please log on using the username and password that was emailed to you and click on 'home' and then 'room sharing'.

Please note that when two students wish to share, one student must send the request to the other and the second student must then accept the request. Both students will not be able to send each other a request. If the request is not accepted by the second party, the request will not be considered.

In order to complete a sharing request you must have your friend's student TCAS number.